



MOJO  
HOMES

# Chelsea 26


Dual Living


# Chelsea 26


The essence of modern, multigenerational living featuring two separate dwellings. In the main family home, the effortless open plan living opens out onto the outdoor living with oodles of room for relaxing and entertaining family and friends. Three bedrooms, with ample space, provide a warm welcome at the end of the night. The separate dual living unit is accessed by private entry at the side of the home and features a spacious living area, two bedrooms, shared bathroom and laundry.



Width 11.25m  
Length 21.65m  
Total Area 238.63m<sup>2</sup>  
Squares 26

  
3+2

  
2+1

  
1+1

FITS LOT WIDTH  
14.5m  
FITS LOT WIDTH





---

**CALL US TODAY**

1300 006 656

**EMAIL US**[enquiries@mojohomes.com.au](mailto:enquiries@mojohomes.com.au)**VISIT WEBSITE FOR MORE**[mojohomes.com.au](http://mojohomes.com.au)

---

IMPORTANT NOTICE: Images of facades shown are a guide only. Material finishes, dimensions and colours shown are purely an expression of the artist and subject to change depending on availability and design updates. Please refer to our current price list and specifications for facade finishes allowed in published price. Garage doors are panel lift doors. Garage door glazing is an additional cost. Facades shown apply to the standard plan. Images in this brochure including actual photographs and rendered imagery may depict fixtures, finishes and features not supplied by Mojo Homes such as furnishings, landscaping, plants, decking, water features and swimming pools. Accordingly, published prices do not include the supply of any of these items. Images may also depict optional variations to the home design which incur additional costs such as window furnishings, window pelmets, light fittings such as pendant and down lights, front paths, driveways, fencing, barbecues, floor coverings, rendered external walls and upgraded kitchen/bathroom layouts or finishes. Floor plans and room dimensions may differ slightly depending on your chosen facade (for example, window locations may differ with different facades). This floor plan is for illustrative purposes only and is subject to change and product substitution. Details, aesthetics, and products featured may no longer be available or suitable at the time of contract specification. Please speak to your New Home Consultant about your bespoke tender, selections, inclusions and plans. Plans are not shown to scale and all measurements are approximate only. Sliding windows and doors may not open in direction shown. Mojo Homes reserves the right to change floor plans, prices, specifications, materials and suppliers without notice. All rights reserved. Changed items may vary slightly in colour, style and finish to the original selection or as displayed. Please speak to a Mojo Homes New Home Consultant for house specific drawings to assist you in making your choice. All plans and facades are protected by copyright and are owned by Mojo Homes Pty Ltd. ABN 31 166 754 696. Nominated architect is Stephen John Rose. Architect Registration Number: NSW Registration No: 4234. Builders Licence Number 269829C. No part of this brochure may be reproduced, stored in a retrieval system or transmitted in any form or by any means without the prior written permission of Mojo Homes. Edition 2.